

2024-25

CONSOLIDATED BUDGET

Government of
Northwest Territories



Consolidated Budget 2024-25
of the Government of the Northwest Territories

Table of Contents	Page
Introduction	1
Government Reporting Entity	2
Consolidated Summary of Operations	3
Revenues by Source	4
Expenses	5
Segmented Information	6
Consolidated Schedule of Segmented Information	7
Appendices	
Appendix A – Environment and Economic Development	8
Appendix B – Infrastructure	9
Appendix C – Education	10
Appendix D – Health and Social Services	11
Appendix E – Housing	12
Appendix F – Justice	13
Appendix G – General Government	14
Appendix H – Legislative Assembly and Statutory Offices	15

This page intentionally left blank

Introduction

Public Sector Accounting Standards (PSAS) require the Government Reporting Entity (GRE) to consolidate its budget using the same accounting principles and presentation that it uses to report its actual financial results. The consolidated budget is tabled annually.

The Main Estimates represent the Government of the Northwest Territories' (GNWT) proposed appropriations for the 2024-25 fiscal year. The Main Estimates detail all revenues projected to be earned and all expenses projected to be incurred for the period April 1, 2024 to March 31, 2025, in order to implement strategies and achieve the goals of all the Government Departments. The Main Estimates are compiled on a non-consolidated basis.

Revolving Funds are included in the Main Estimates within the departments to which they have a financial reporting relationship. Revolving funds are engaged in commercial activities, with undefined and non-lapsing expense authority.

The Public Agencies prepare operating budgets that represent their expected revenues and expenses for the fiscal year.

The Consolidated Budget represents a summary of the GNWT's Main Estimates approved by the Legislative Assembly, and Public Agencies' operating budgets approved by their responsible Ministers. It is adjusted to eliminate budgeted inter-entity revenues and expenses. In accordance with Canadian Public Sector Accounting Standards, the Consolidated Budget also represents the Government's original consolidated fiscal plan for the 2024-25 fiscal year and does not reflect supplementary appropriations.

All entities included in the Government Reporting Entity have a March 31 fiscal year-end with the exception of Aurora College, Divisional Education Councils and District Education Authorities, which have a June 30 fiscal year-end.

Government Reporting Entity

The Consolidated Budget presents summary information and serves as a means for the Government to show its accountability for the resources, obligations and financial affairs for which it is responsible. In addition to the GNWT Departments and Revolving Funds, the following entities are also included within the Government Reporting Entity.

Aurora College Act

Aurora College

Education Act

Beaufort-Delta Divisional Educational Council

Commission scolaire francophone Territoires du Nord-Ouest

Dehcho Divisional Education council

Dettah District Education Authority

N'dilo District Education Authority

Sahtu Divisional Education Council

South Slave Divisional Education Council

Yellowknife Public Denominational District Education Authority (Yellowknife Catholic Schools)

Yellowknife District No.1 Education Authority

Hospital Insurance and Health and Social Services Administration Act

Hay River Health and Social Services Authority

Northwest Territories Health and Social Services Authority

Human Rights Act

Northwest Territories Human Rights Commission

Northwest Territories Heritage Fund Act

Northwest Territories Heritage Fund

Housing Northwest Territories Act

Housing Northwest Territories

Northwest Territories Hydro Corporation Act

Northwest Territories Hydro Corporation (NT Hydro)

Northwest Territories Societies Act

Arctic Energy Alliance

Northwest Territories Surface Rights Board Act

Northwest Territories Surface Rights Board

Northwest Territories Waters Act

Inuvialuit Water Board

Prosper NWT Act

Prosper NWT

Status of Women Council Act

Status of Women Council of the Northwest Territories

Tlicho Community Services Agency Act

Tlicho Community Services Agency

**Consolidated Budget 2024-25
of the Government of the Northwest Territories**

Consolidated Summary of Operations

For the year ending March 31,

(thousands of dollars)

Revenues	2024-25 Budget \$	2023-24 Budget ^{1,2} \$	2022-23 Actual \$
Grant from the Government of Canada	1,701,645	1,610,836	1,519,233
Transfer Payments	533,421	510,123	573,554
	2,235,066	2,120,959	2,092,787
Corporate and Personal Income Taxes	183,457	157,498	177,038
Other Taxes	183,044	169,200	144,220
General	155,973	107,068	98,751
Income from Portfolio Investments	2,540	840	4,794
Non-Renewable Resource Revenue	31,007	61,089	38,037
Sales	170,206	170,909	193,154
Recoveries	43,594	63,219	46,216
	769,821	729,823	702,210
Recoveries of Prior Years' Expenses	3,000	3,000	9,473
	3,007,887	2,853,782	2,804,470
Expenses			
Environment and Economic Development ³	209,631	209,934	192,012
Infrastructure	537,659	517,451	498,960
Education	454,571	460,940	445,290
Health and Social Services	777,616	713,024	734,919
Housing	109,807	142,034	109,552
Justice	148,867	145,883	147,007
General Government	488,271	514,358	545,410
Legislative Assembly and Statutory Offices	26,275	27,655	25,246
	2,752,697	2,731,279	2,698,396
Annual operating surplus	255,190	122,503	106,074
Accumulated operating surplus, beginning of year	2,700,356	2,577,853	2,302,493
Accumulated operating surplus, end of year	2,955,546	2,700,356	2,408,567

¹ The Government undertakes projects for the Government of Canada, the Government of Nunavut, and others. In the main estimates, these are presented as expenses and recoveries for Project on behalf of Third Parties. In the public accounts the expenses have been classified with the appropriate expense and the recoveries have been classified to the appropriate revenues line based on the nature of the transaction.

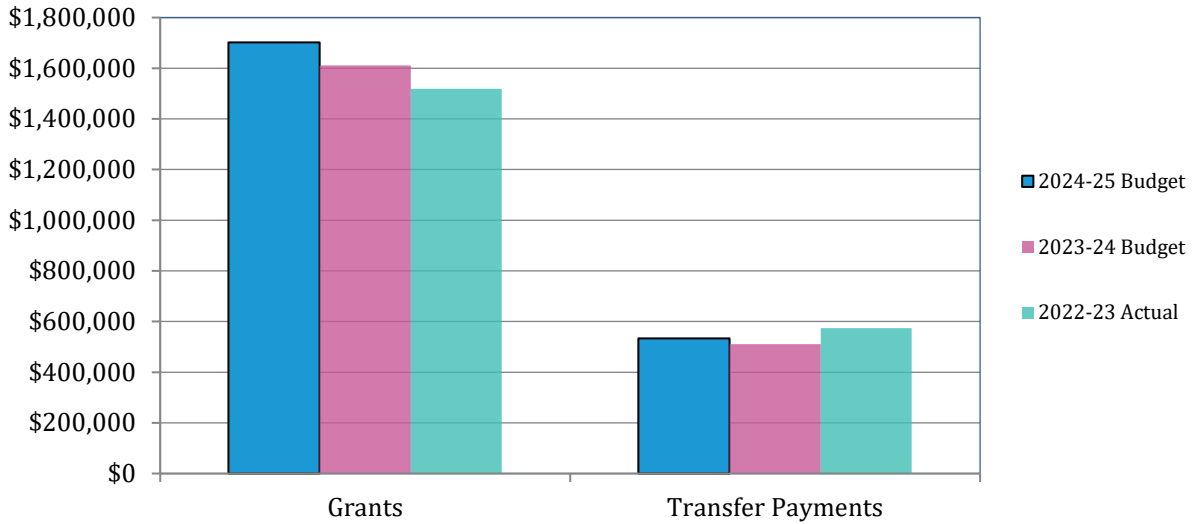
² The main estimates present gross amounts for revenues and certain offsets relating to the carbon tax. Because certain offsets meet the definition of concessions in Canadian Public Sector Accounting Standards, those offsets have been presented on a net basis.

³ Effective April 1, 2023, the Department of Lands and the Department of Environment and Natural Resources were amalgamated to form the Department of Environment and Climate Change. The 2022-23 amounts are prior to April 1, 2023 and are presented using the classification prior to the amalgamation. The reclassifications are not considered material.

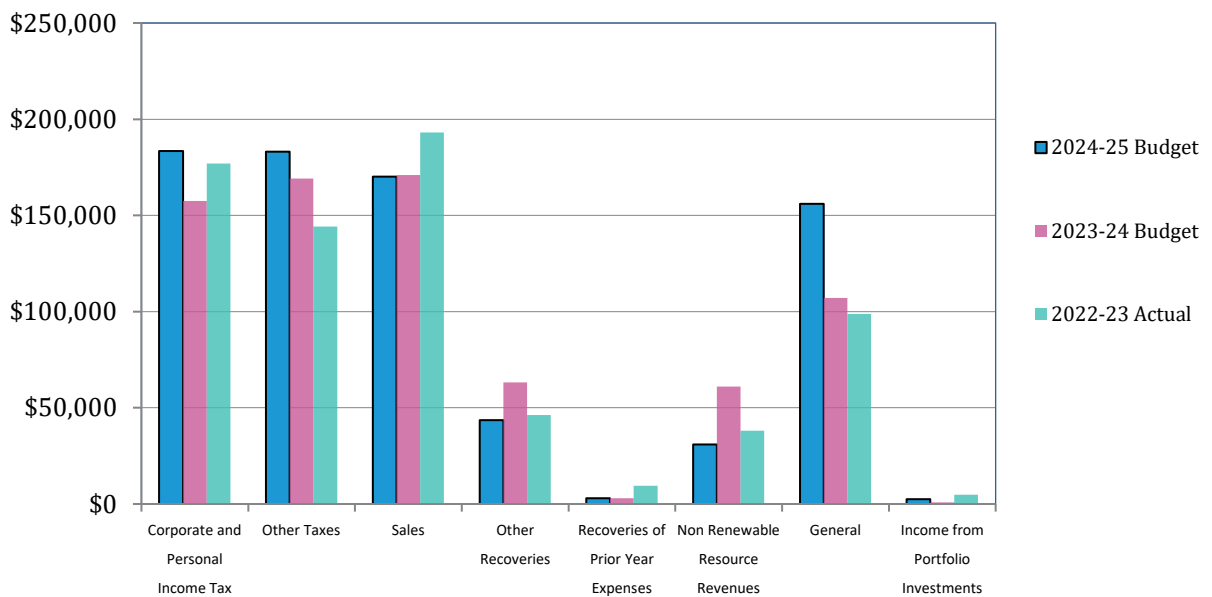
Revenues by Source

The Government funds programs and services through a combination of grants and transfer payments from the federal government as well as own-source revenues. The following shows the consolidated budget for fiscal years 2023-24 and 2024-25, and consolidated actual results for 2022-23.

Grants and Transfers from Federal Government ('000)



Own-source Revenues ('000)

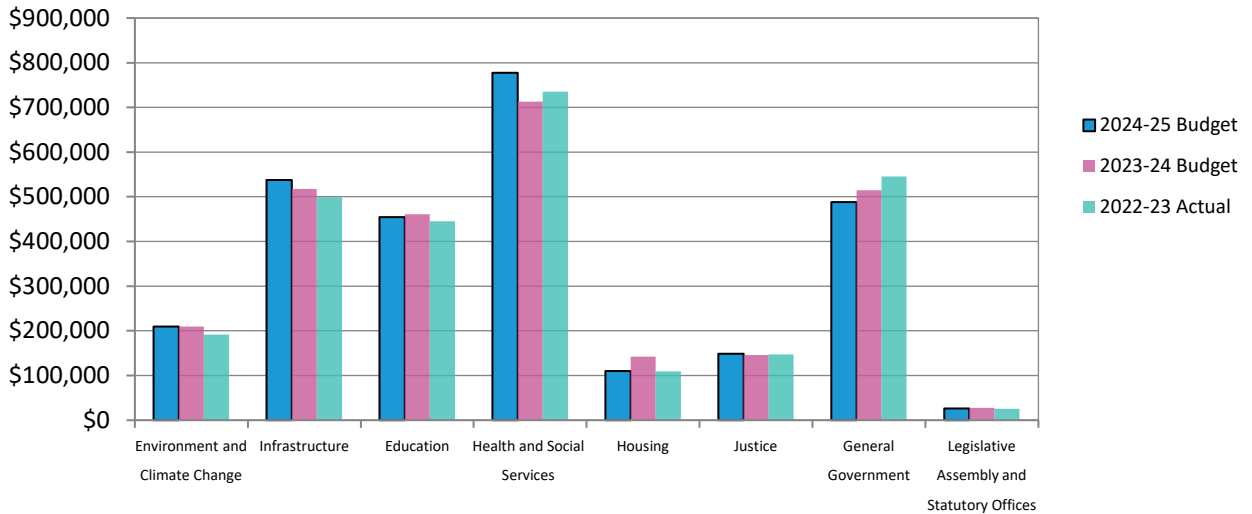


**Consolidated Budget 2024-25
of the Government of the Northwest Territories**

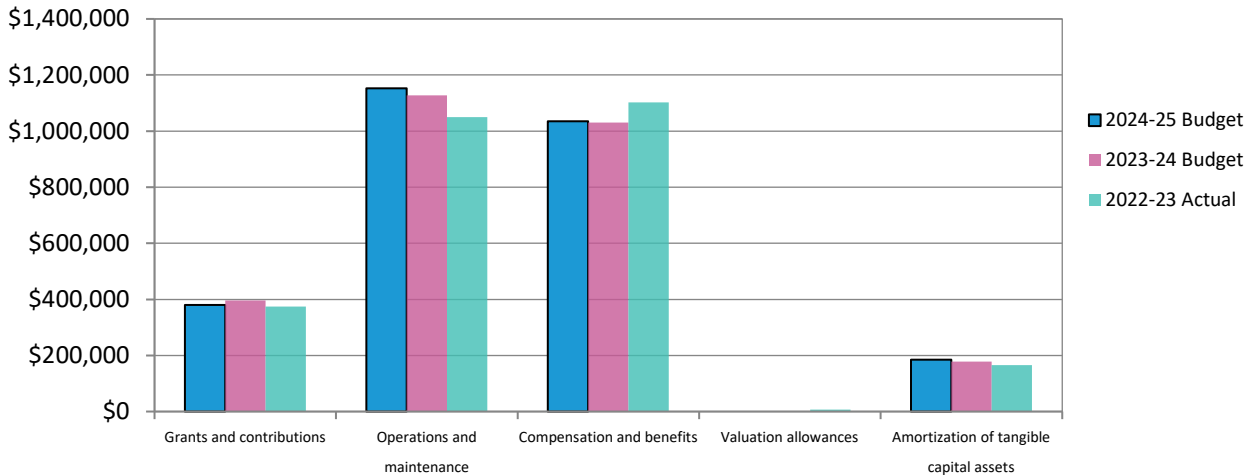
Expenses

The graphs below provide information on the Government's expenses by Program and Category.

**Budget
Expenses by Program ('000)**



**Budget
Expenses by Category ('000)**



Segmented information

The Government reports on segments on the basis of relationships of its operations with similar entities. Segments are identified by the nature of an entity's operations and the accountability relationship that a group of similar entities has with the Government. There are no significant allocations of revenues or expenses between segments.

Government departments are identified as one segment to reflect the direct accountability relationship for financial reporting and budgeting between departments, their respective Ministers and the Legislative assembly.

Other Public Agencies within the Government Reporting Entity represent another segment. These agencies are typically associated with a particular Government department and have a formalized reporting relationship to that department. For example, Health and Social Services Authorities have an accountability relationship to the Minister of Health and Social Services as well as to their respective governing bodies.

Other Public Agencies also include agencies that report directly to a Minister responsible for their operations. For example, the Housing Northwest Territories and the Northwest Territories Hydro Corporation have Ministers specifically assigned to their operations. The agencies in this segment assist the Government in delivering its programs and services and in achieving its priorities.

**Consolidated Budget 2024-25
of the Government of the Northwest Territories**

Consolidated Schedule of Segmented Information

(All figures in thousands of dollars)

	Departments ¹	Public Agencies ²	Total for All Segments	Adjustments ³	2024-25 Budget	2023-24 Budget	2022-23 Actual
	\$	\$	\$	\$	\$	\$	\$
Revenues							
Grant from the Government of Canada	1,701,645	-	1,701,645	-	1,701,645	1,610,836	1,519,233
Transfer payments	463,725	69,696	533,421	-	533,421	510,123	573,554
	2,165,370	69,696	2,235,066	-	2,235,066	2,120,959	2,092,787
Taxation, Non-Renewable Resource and General Revenues							
Corporate and Personal Income Taxes	183,457	-	183,457	-	183,457	157,498	177,038
Other Taxes	171,527	11,517	183,044	-	183,044	169,200	144,220
General	119,093	909,389	1,028,482	(872,509)	155,973	107,068	98,751
Income from Portfolio Investments	400	2,140	2,540	-	2,540	840	4,794
Non-Renewable Resource Revenue	31,007	-	31,007	-	31,007	61,089	38,037
Sales	123,377	116,574	239,951	(69,745)	170,206	170,909	193,154
Recoveries	29,621	98,756	128,377	(84,783)	43,594	63,219	46,216
	658,482	1,138,376	1,796,858	(1,027,037)	769,821	729,823	702,210
Recoveries of Prior Years' Expenses	3,000	-	3,000	-	3,000	3,000	9,473
	2,826,852	1,208,072	4,034,924	(1,027,037)	3,007,887	2,853,782	2,804,470
Expenses							
Grants and Contributions	1,147,166	52,359	1,199,525	(819,375)	380,150	396,068	373,991
Operations and Maintenance	772,782	587,228	1,360,010	(207,662)	1,152,348	1,126,924	1,050,357
Compensation and Benefits	440,201	594,924	1,035,125	-	1,035,125	1,030,447	1,102,082
Change in Valuation Allowances	-	-	-	-	-	-	6,367
Amortization of Tangible Capital Assets	142,808	42,266	185,074	-	185,074	177,840	165,599
	2,502,957	1,276,777	3,779,734	(1,027,037)	2,752,697	2,731,279	2,698,396
Annual operating surplus/(deficit)	323,895	(68,705)	255,190	-	255,190	122,503	106,074

¹ Departments consist of those listed in the appendices that begin with the word "Department" and the Legislative Assembly.

² Public agencies consist of those entities listed under Government Reporting Entity (page 2).

³ Includes adjustments to eliminate inter-entity balances to comply with the Canadian Public Sector Accounting Standards.

**Consolidated Budget 2024-25
of the Government of the Northwest Territories**

Appendix A

Environment and Economic Development

This entails promotion of sustainable use of natural resources, promoting economic self-sufficiency, to create a diverse economy for the Northwest Territories and administering sustainable use of public land as well as resolving disputes related to land.

The following components of the GRE are included:

- Department of Environment and Climate Change
- Department of Industry, Tourism, and Investment
- Prosper NWT
- Northwest Territories Heritage Fund
- Northwest Territories Surface Rights Board
- Arctic Energy Alliance
- Inuvialuit Water Board

(thousands of dollars)

	2024-25 Budget \$	2023-24 Budget \$	2022-23 Actual \$
Revenue			
Transfer Payments	23,211	12,262	25,089
	23,211	12,262	25,089
General	20,888	17,875	12,942
Income from Portfolio Investments	-	-	511
Non-Renewable Resource Revenue	31,007	61,089	37,955
Sales	899	635	768
Recoveries	2,060	2,361	1,517
	54,854	81,960	53,693
Recoveries of Prior Years' Expenses	-	-	1,508
	78,065	94,222	80,290
Expenses			
Grants and Contributions	27,953	26,287	31,435
Operations and Maintenance	76,754	78,025	75,377
Compensation and Benefits	96,900	99,087	79,649
Change in Valuation Allowances	-	-	17
Amortization of Tangible Capital Assets	8,024	6,535	5,534
	209,631	209,934	192,012
Annual operating deficit	(131,566)	(115,712)	(111,722)

**Consolidated Budget 2024-25
of the Government of the Northwest Territories**

Appendix B

Infrastructure

This entails providing services to the Government and people of the Northwest Territories by planning & design of government infrastructure, promoting energy efficiency, generating, and transmitting reliable energy.

The following components of the GRE are included:

- Department of Infrastructure
- Northwest Territories Hydro Corporation

(thousands of dollars)

	2024-25 Budget \$	2023-24 Budget \$	2022-23 Actual \$
Revenue			
Transfer Payments	138,218	146,338	118,524
	138,218	146,338	118,524
General	98,776	60,578	31,928
Income from Portfolio Investments	-	-	14
Non-Renewable Resource Revenue	-	-	82
Sales	100,067	97,587	130,446
Recoveries	80	276	12,507
	198,923	158,441	174,977
Recoveries of Prior Years' Expenses	-	-	(3,038)
	337,141	304,779	290,463¹
Expenses			
Grants and Contributions	-	31,509	6,959
Operations and Maintenance	320,137	271,450	261,455
Compensation and Benefits	118,738	115,917	138,672
Change in Valuation Allowances	-	-	382
Amortization of Tangible Capital Assets	98,784	98,575	91,492
	537,659	517,451	498,960
Annual operating deficit	(200,518)	(212,672)	(208,497)

¹ Revised on October 3, 2024 from \$171,939 to \$290,463.

**Consolidated Budget 2024-25
of the Government of the Northwest Territories**

Appendix C

Education

This entails providing residents of the Northwest Territories with access to quality programs and services to assist residents make informed choices regarding education, training careers, employment, labour, child development, languages, and heritage.

The following components of the GRE are included:

- Department of Education, Culture and Employment
- Aurora College
- All Divisional Education Councils in the NWT
- All District education Councils in the NWT
- Tlicho Community Services Agency (education portion)

	(thousands of dollars)		
	2024-25	2023-24	2022-23
	Budget	Budget	Actual
	\$	\$	\$
Revenue			
Transfer Payments	87,924	80,557	74,024
	87,924	80,557	74,024
Other Taxes	11,517	11,422	11,362
General	8,830	5,331	10,174
Income from Portfolio Investments	200	-	116
Recoveries	1,062	723	901
	21,609	17,476	22,553
Recoveries of Prior Years' Expenses	-	-	1,814
	109,533	98,033	98,391
Expenses			
Grants and Contributions	52,586	67,428	63,056
Operations and Maintenance	110,301	106,898	91,025
Compensation and Benefits	270,766	267,196	267,966
Change in Valuation Allowances	-	-	3,175
Amortization of Tangible Capital Assets	20,918	19,418	20,068
	454,571	460,940	445,290
Annual operating deficit	(345,038)	(362,907)	(346,899)

**Consolidated Budget 2024-25
of the Government of the Northwest Territories**

Appendix D

Health and Social Services

This entails promoting, protecting, and providing for the health and well-being of the people of the Northwest Territories which includes providing social and market housing programs and services, subsidized rental and homeownership, unsubsidized rental housing in rural and remote communities, and advancing Gender equality in the Northwest Territories.

The following components of the GRE are included:

- Department of Health and Social Services
- Hay River Health and Social Services Authority
- Northwest Territories Health and Social Services Authority
- Tlicho Community Services Agency (health portion)
- Status of Women Council of the Northwest Territories

(thousands of dollars)

	2024-25 Budget \$	2023-24 Budget \$	2022-23 Actual \$
Revenue			
Transfer Payments	132,892	71,192	110,451
	132,892	71,192	110,451
General	4,513	2,412	8,469
Sales	863	137	-
Recoveries	36,772	55,623	29,698
	42,148	58,172	38,167
Recoveries of Prior Years' Expenses	-	-	6,293
	175,040	129,364	154,911
Expenses			
Grants and Contributions	35,534	24,733	33,624
Operations and Maintenance	390,839	339,920	304,535
Compensation and Benefits	328,202	325,321	371,221
Change in Valuation Allowances	-	-	1,633
Amortization of Tangible Capital Assets	23,041	23,050	23,906
	777,616	713,024	734,919
Annual operating deficit	(602,576)	(583,660)	(580,008)

**Consolidated Budget 2024-25
of the Government of the Northwest Territories**

Appendix E

Housing

This entails providing housing for the people of the Northwest Territories, including providing social and market housing programs and services, subsidized rental and homeownership, unsubsidized rental housing in rural and remote communities.

The following component of the GRE is included:

Housing Northwest Territories

(thousands of dollars)

	2024-25 Budget² \$	2023-24 Budget \$	2022-23 Actual \$
Revenue			
Transfer Payments	24,874	50,872	51,534
	24,874	50,872	51,534
General	12,237	11,278	16,079
Income from Portfolio Investments	1,940	440	1,491
Recoveries	894	894	755
	15,071	12,612	18,325
Recoveries of Prior Years' Expenses	-	-	-
	39,945	63,484	69,859
Expenses			
Grants and Contributions	40,545	48,333	18,449
Operations and Maintenance	36,606	61,383	44,206
Compensation and Benefits	15,426	15,518	33,967
Change in Valuation Allowances	-	-	34
Amortization of Tangible Capital Assets	17,230	16,800	12,896
	109,807	142,034	109,552
Annual operating deficit	(69,862)	(78,550)	(39,693)

² The amounts presented are the budget of the agency after adjustments to eliminate inter-entity transactions

**Consolidated Budget 2024-25
of the Government of the Northwest Territories**

Appendix F

Justice

This includes a mandate for the administration of justice in the Northwest Territories.

The following component of the GRE is included:

Department of Justice

(thousands of dollars)

	2024-25 Budget³ \$	2023-24 Budget \$	2022-23 Actual \$
Revenue			
Transfer Payments	8,926	8,562	10,429
	8,926	8,562	10,429
General	8,641	7,517	8,705
Recoveries	1,246	1,722	1,415
	9,887	9,239	10,120
Recoveries of Prior Years' Expenses	-	-	642
	18,813	17,801	21,191
Expenses			
Grants and Contributions	5,331	5,277	4,889
Operations and Maintenance	76,142	70,113	71,063
Compensation and Benefits	63,461	66,742	67,578
Change in Valuation Allowances	-	-	13
Amortization of Tangible Capital Assets	3,933	3,751	3,464
	148,867	145,883	147,007
Annual operating deficit	(130,054)	(128,082)	(125,816)

³ The amounts presented are the budget of the department after adjustments to eliminate inter-entity transactions

**Consolidated Budget 2024-25
of the Government of the Northwest Territories**

Appendix G

General Government

This encompasses providing public programs and services essential to communities, while protecting interests of consumers, as well as managing the financial, human and information technology resources required to support the priorities identified by the Legislative Assembly.

The following components of the GRE are included:

- Department of Executive and Indigenous Affairs
- Department of Finance
- Department of Municipal and Community Affairs

(thousands of dollars)

	2024-25 Budget \$	2023-24 Budget \$	2022-23 Actual \$
Revenue			
Grant from the Government of Canada	1,701,645	1,610,836	1,519,233
Transfer Payments	117,376	140,340	183,503
	1,819,021	1,751,176	1,702,736
Corporate and Personal Income Tax	183,457	157,498	177,038
Other Taxes	171,527	157,778	132,858
General	2,073	2,057	10,414
Income from Portfolio Investments	400	400	-
Sales	68,377	72,550	61,940
Recoveries	1,480	1,620	(507)
	427,314	391,903	381,743
Recoveries of Prior Years' Expenses	3,000	3,000	2,222
	2,249,335	2,146,079	2,086,701
Expenses			
Grants and Contributions	218,201	192,501	215,529
Operations and Maintenance	134,037	190,969	196,092
Compensation and Benefits	123,551	121,792	125,022
Change in Valuation Allowances	-	-	1,111
Amortization of Tangible Capital Assets	12,482	9,096	7,656
	488,271	514,358	545,410
Annual operating surplus	1,761,064	1,631,721	1,541,291

**Consolidated Budget 2024-25
of the Government of the Northwest Territories**

Appendix H

Legislative Assembly and statutory offices

Legislative Assembly and statutory offices entail safeguarding and promoting the principles of consensus government and the institution of the Legislative Assembly to foster an empowered and representative government, as well as providing information to the general public and parties involved in human rights complaints.

The following components of the GRE are included:

- Legislative Assembly
- Northwest Territories Human Rights Commission

	(thousands of dollars)		
	2024-25 Budget	2023-24 Budget	2022-23 Actual
	\$	\$	\$
Revenue			
General	15	20	40
Income from Portfolio Investments	-	-	2,662
Recoveries	-	-	(70)
	15	20	2,632
Recoveries of Prior Years' Expenses	-	-	32
	15	20	2,664
Expenses			
Grants and Contributions	-	-	50
Operations and Maintenance	7,532	8,166	6,604
Compensation and Benefits	18,081	18,874	18,007
Change in Valuation Allowances	-	-	2
Amortization of Tangible Capital Assets	662	615	583
	26,275	27,655	25,246
Annual operating deficit	(26,260)	(27,635)	(22,582)